

CUEB Man Acctng Goldberg

2021 Program Evaluation

August 6, 2021 10:08 AM CDT

Q1 - Please rank your satisfaction with the course content and the instructor.

#	Field	Strongly disagree	Disagree	Neither agree nor disagree	Agree	Strongly agree	Total
1	The Summer Session website accurately described course content and objectives.	0	0	0	1	8	9
2	The course was well organized.	0	0	0	2	7	9
3	The pace of the course was appropriate for the content covered.	1	0	0	5	3	9
4	The course content was appropriate for my level of knowledge.	0	0	1	4	4	9
5	The instructor(s) motivated independent thinking.	0	0	0	1	8	9
6	The instructor(s) responded well to student questions.	0	0	0	1	8	9
7	The instructor(s) held my attention and made the program interesting.	0	0	0	1	8	9

Showing rows 1 - 7 of 7

#	Field	Minimum	Maximum	Mean	Std Deviation	Variance	Count
1	The Summer Session website accurately described course content and objectives.	4.00	5.00	4.89	0.31	0.10	9
2	The course was well organized.	4.00	5.00	4.78	0.42	0.17	9
3	The pace of the course was appropriate for the content covered.	1.00	5.00	4.00	1.15	1.33	9
4	The course content was appropriate for my level of knowledge.	3.00	5.00	4.33	0.67	0.44	9
5	The instructor(s) motivated independent thinking.	4.00	5.00	4.89	0.31	0.10	9
6	The instructor(s) responded well to student questions.	4.00	5.00	4.89	0.31	0.10	9
7	The instructor(s) held my attention and made the program interesting.	4.00	5.00	4.89	0.31	0.10	9

Q8 - Please rank your satisfaction with the course readings.

#	Field	Strongly Disagree	Disagree	Neither Agree nor Disagree	Agree	Strongly Agree	Total
1	The readings aligned well with the program objectives.	0	0	0	2	7	9
2	The amount of readings was reasonable.	0	2	3	2	2	9
3	The readings were appropriately difficult.	0	0	1	3	5	9

Showing rows 1 - 3 of 3

#	Field	Minimum	Maximum	Mean	Std Deviation	Variance	Count
1	The readings aligned well with the program objectives.	4.00	5.00	4.78	0.42	0.17	9
2	The amount of readings was reasonable.	2.00	5.00	3.44	1.07	1.14	9
3	The readings were appropriately difficult.	3.00	5.00	4.44	0.68	0.47	9

Q20 - On a scale from 0-10, how likely are you to recommend this course to a friend or classmate with your background or skills?

#	Field	Choice Count
1	0	0
2	1	0
3	2	0
4	3	0
5	4	0
6	5	1
7	6	0
8	7	1
9	8	0
10	9	1
11	10	6
		9

Showing rows 1 - 12 of 12

#	Field	Minimum	Maximum	Mean	Std Deviation	Variance	Count
1	On a scale from 0-10, how likely are you to recommend this course to a friend or classmate with your background or skills?	5.00	10.00	9.00	1.70	2.89	9

Q6 - Please provide comments on your instructor's teaching (strengths, areas for improvement).

Please provide comments on your instructor's teaching (strengths, areas for...

They were both amazing and really encouraged thinking about both sides of the table before making an opinion.

He was very nice, but his lectures were pretty dry.

My instructor is good at speaking about the coursework and is open to different opinions but he needs improvement on answering difficult questions.

They had vast knowledge over many areas of political science and were able to answer question, and provide thought provoking ideas.

I really loved how when we would ask a theoretical question Mr. James would ask what we thought. It allowed ourselves to be pushed and really think deeply about it.

Very engaging and interesting, loved ever moment!

Q22 - Please provide comments on the instructor's teaching (strengths, areas for improvement).

Please provide comments on the instructor's teaching (strengths, areas for...

Very engaging, open to all comments from students.

Incredibly knowledgeable both the teacher and assistant

I liked that we weren't talked down to. That may have made some conversations a little confusing but it let us grow much more than we would have if all the answers were given to us easily.

I already gave my comments on that

Extraordinary smart at making students think about the topics at hand. Lectures and discussions went very in depth and they were very enjoyable!

AMAZING!!!

Q23 - Anything else you'd like to share?

Anything else you'd like to share?

I had so much fun and learned many interesting topics.

Chandler James was a great professor! I would highly recommend this course to anyone who had my interests.

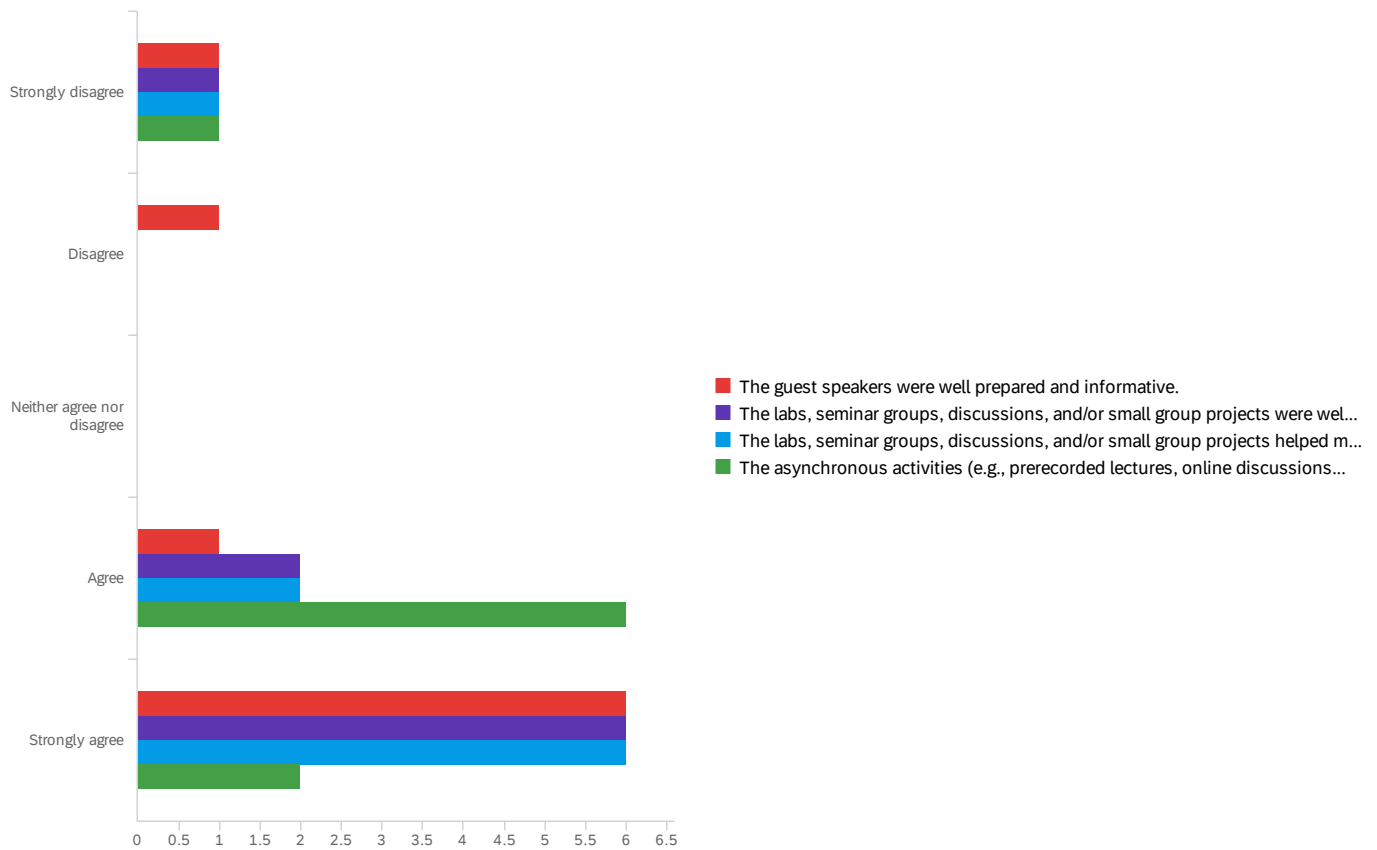
None.

This program was a wonderful opportunity and it has made me extremely excited for college I hope to have similar experiences in my undergraduate career.

This course was amazing and such a great opportunity to grow. Chandler James and Winston Berg handled the course in an interesting, engaging way that made all of us look forward to class.

I loved this course and the way it was taught!

Q53 - Please rank your satisfaction with elements of the program.



#	Field	Minimum	Maximum	Mean	Std Deviation	Variance	Count
1	The guest speakers were well prepared and informative.	1.00	5.00	4.11	1.45	2.10	9
2	The labs, seminar groups, discussions, and/or small group projects were well-coordinated with the rest of the course.	1.00	5.00	4.33	1.25	1.56	9
3	The labs, seminar groups, discussions, and/or small group projects helped me understand the course material.	1.00	5.00	4.33	1.25	1.56	9
4	The asynchronous activities (e.g., prerecorded lectures, online discussions, collaborative annotations) were useful and engaging.	1.00	5.00	3.89	1.10	1.21	9

#	Field	Strongly disagree	Disagree	Neither agree nor disagree	Agree	Strongly agree	Total
1	The guest speakers were well prepared and informative.	11.11% 1	11.11% 1	0.00% 0	11.11% 1	66.67% 6	9

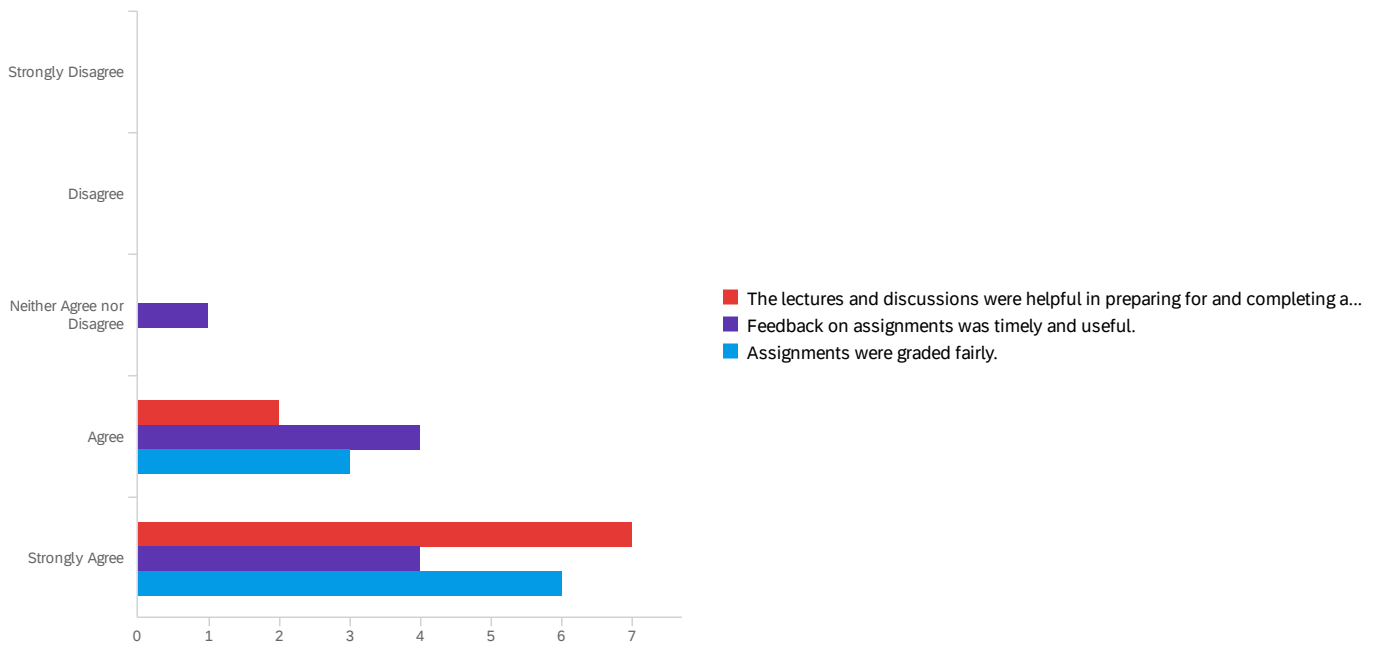
#	Field	Strongly disagree	Disagree	Neither agree nor disagree	Agree	Strongly agree	Total
2	The labs, seminar groups, discussions, and/or small group projects were well-coordinated with the rest of the course.	11.11% 1	0.00% 0	0.00% 0	22.22% 2	66.67% 6	9
3	The labs, seminar groups, discussions, and/or small group projects helped me understand the course material.	11.11% 1	0.00% 0	0.00% 0	22.22% 2	66.67% 6	9
4	The asynchronous activities (e.g., prerecorded lectures, online discussions, collaborative annotations) were useful and engaging.	11.11% 1	0.00% 0	0.00% 0	66.67% 6	22.22% 2	9

Showing rows 1 - 4 of 4

Q9 - Estimate the percentage of the reading you did.

#	Field	Minimum	Maximum	Mean	Std Deviation	Variance	Count
1	Percentage of reading done	31.00	94.00	78.11	19.25	370.54	9

Q11 - Please rank your satisfaction with the course assignments.



#	Field	Minimum	Maximum	Mean	Std Deviation	Variance	Count
1	The lectures and discussions were helpful in preparing for and completing assignments.	4.00	5.00	4.78	0.42	0.17	9
2	Feedback on assignments was timely and useful.	3.00	5.00	4.33	0.67	0.44	9
3	Assignments were graded fairly.	4.00	5.00	4.67	0.47	0.22	9

#	Field	Strongly Disagree	Disagree	Neither Agree nor Disagree	Agree	Strongly Agree	Total
1	The lectures and discussions were helpful in preparing for and completing assignments.	0.00% 0	0.00% 0	0.00% 0	22.22% 2	77.78% 7	9
2	Feedback on assignments was timely and useful.	0.00% 0	0.00% 0	11.11% 1	44.44% 4	44.44% 4	9
3	Assignments were graded fairly.	0.00% 0	0.00% 0	0.00% 0	33.33% 3	66.67% 6	9

Showing rows 1 - 3 of 3

Q54 - Please include your TA's name (or N/A if not applicable).

Please include your TA's name (or N/A if not applicable).

N/A

Winston Berg

Winston Berg

William Berg William Berg

Winston Berg

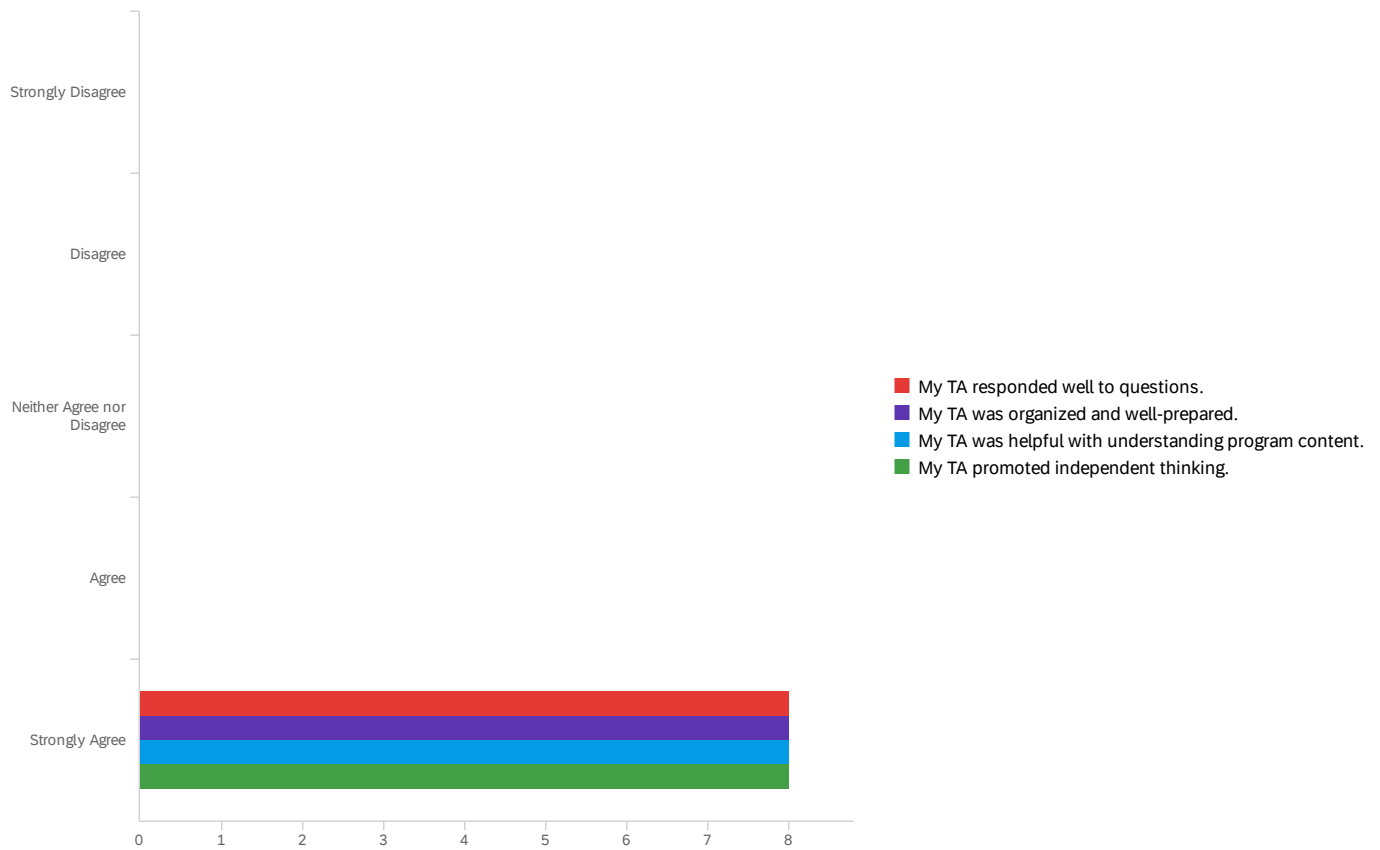
Winston Berg

Winston Berg

Winston Berg

Winston Berg

Q13 - Please rank your overall satisfaction with the teaching assistant(s).



#	Field	Minimum	Maximum	Mean	Std Deviation	Variance	Count
1	My TA responded well to questions.	5.00	5.00	5.00	0.00	0.00	8
2	My TA was organized and well-prepared.	5.00	5.00	5.00	0.00	0.00	8
3	My TA was helpful with understanding program content.	5.00	5.00	5.00	0.00	0.00	8
4	My TA promoted independent thinking.	5.00	5.00	5.00	0.00	0.00	8

#	Field	Strongly Disagree	Disagree	Neither Agree nor Disagree	Agree	Strongly Agree	Total
1	My TA responded well to questions.	0.00% 0	0.00% 0	0.00% 0	0.00% 0	100.00% 8	8
2	My TA was organized and well-prepared.	0.00% 0	0.00% 0	0.00% 0	0.00% 0	100.00% 8	8
3	My TA was helpful with understanding program content.	0.00% 0	0.00% 0	0.00% 0	0.00% 0	100.00% 8	8
4	My TA promoted independent thinking.	0.00% 0	0.00% 0	0.00% 0	0.00% 0	100.00% 8	8

Q49 - Please provide comments on your TA's teaching (strengths, areas for improvement).

Please provide comments on your TA's teaching (strengths, areas for improve...

N/A

He was awesome.

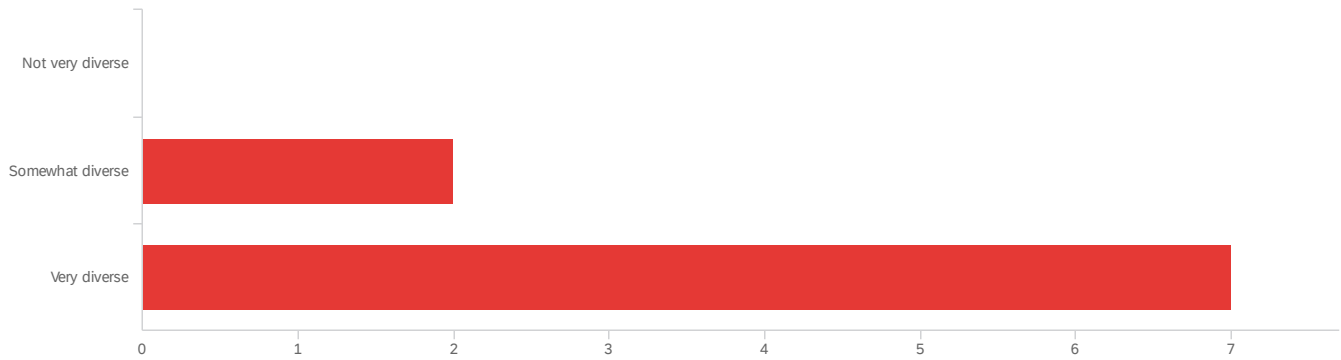
My TA was good at answering questions and keeping an open mind.

Very engaging questions for us to discuss as a class. Made a very fun presidential game that was very in tune with the science we were learning.

One of my favorite things about Mr. Berg was how he let us say all of our thoughts, and if he disagreed with our viewpoint he would let us know and we could respond. It really allowed me to see how many thoughts can be right, but not agreed with.

Incredibly well informed and encouraged independent student thought.

Q14 - How diverse were the backgrounds of your fellow participants?

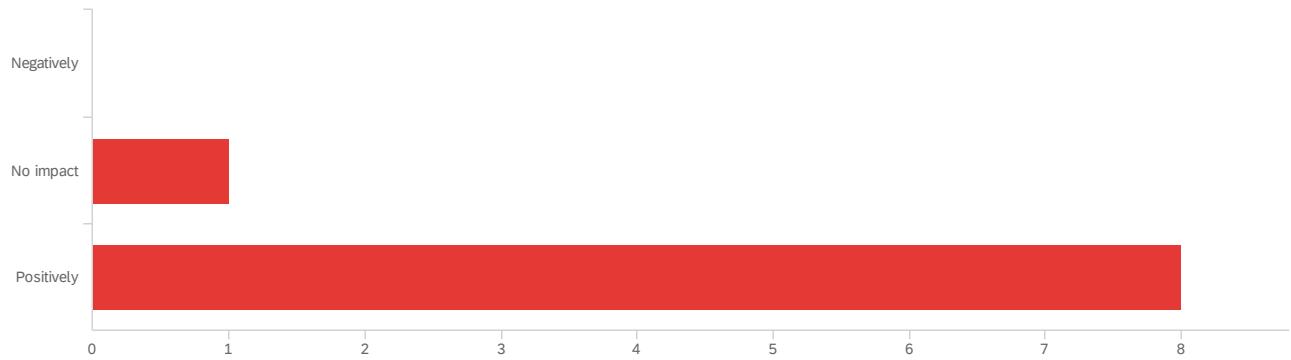


#	Field	Minimum	Maximum	Mean	Std Deviation	Variance	Count
1	How diverse were the backgrounds of your fellow participants?	2.00	3.00	2.78	0.42	0.17	9

#	Field	Choice Count
1	Not very diverse	0.00% 0
2	Somewhat diverse	22.22% 2
3	Very diverse	77.78% 7
		9

Showing rows 1 - 4 of 4

Q15 - How did that level of diversity affect your experience in the program?



#	Field	Minimum	Maximum	Mean	Std Deviation	Variance	Count
1	How did that level of diversity affect your experience in the program?	2.00	3.00	2.89	0.31	0.10	9

#	Field	Choice Count
1	Negatively	0.00% 0
2	No impact	11.11% 1
3	Positively	88.89% 8
		9

Showing rows 1 - 4 of 4

Q16 - Please provide detailed comments, if you wish.

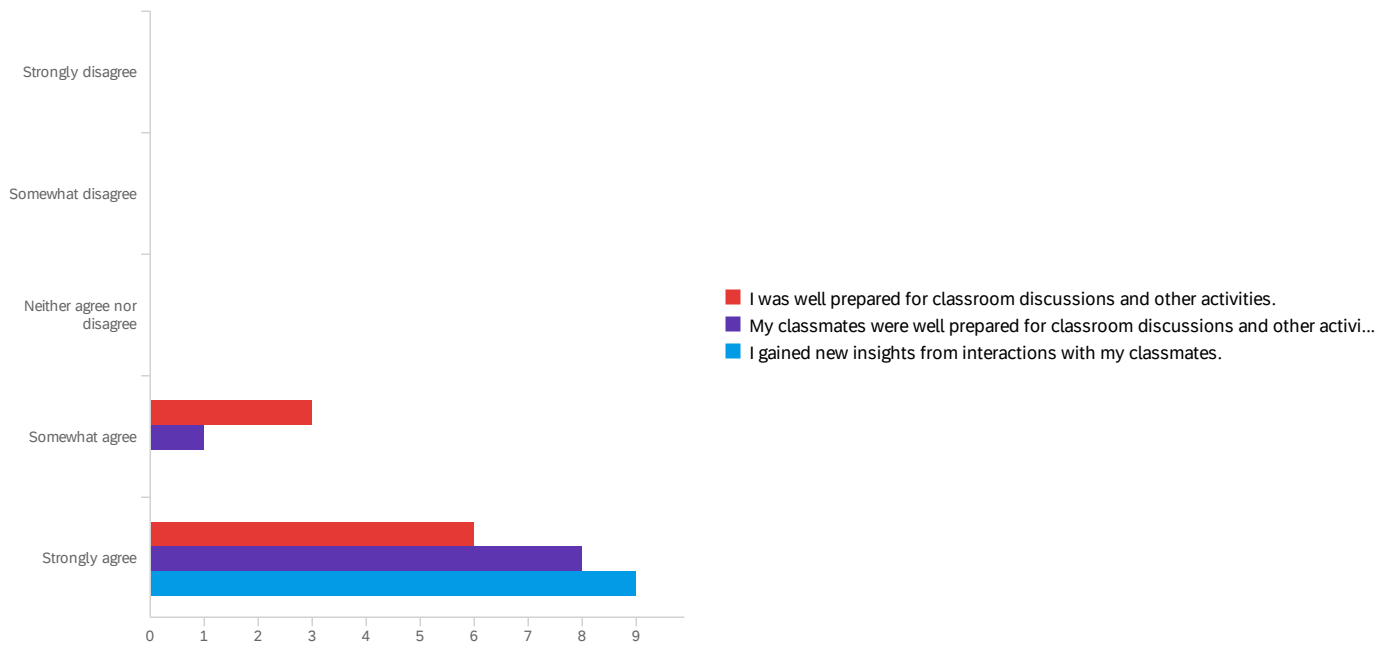
Please provide detailed comments, if you wish.

I had so much fun and learned so much!

One or two of the students were from China.

We had international students and it was interesting to get their outlook on the American government system

Q32 - Please rate the following statements.

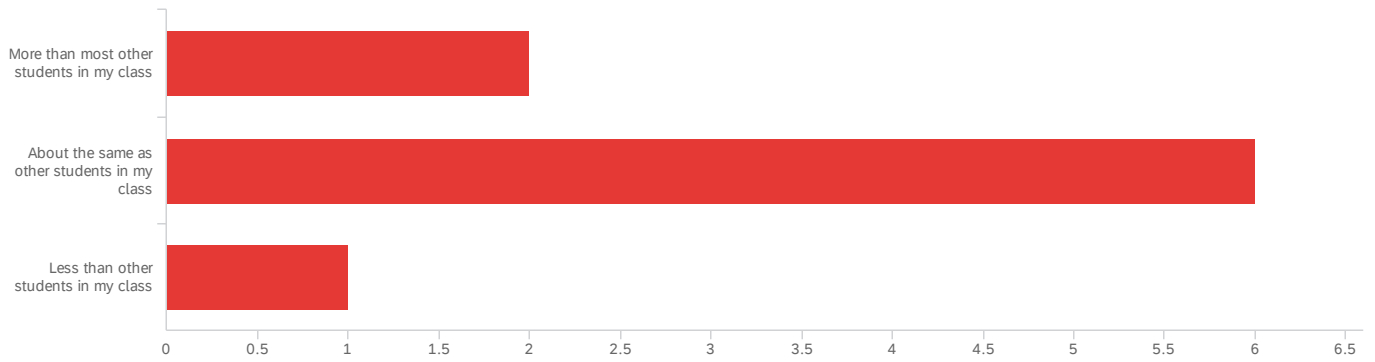


#	Field	Minimum	Maximum	Mean	Std Deviation	Variance	Count
1	I was well prepared for classroom discussions and other activities.	4.00	5.00	4.67	0.47	0.22	9
2	My classmates were well prepared for classroom discussions and other activities.	4.00	5.00	4.89	0.31	0.10	9
3	I gained new insights from interactions with my classmates.	5.00	5.00	5.00	0.00	0.00	9

#	Field	Strongly disagree	Somewhat disagree	Neither agree nor disagree	Somewhat agree	Strongly agree	Total
1	I was well prepared for classroom discussions and other activities.	0.00% 0	0.00% 0	0.00% 0	33.33% 3	66.67% 6	9
2	My classmates were well prepared for classroom discussions and other activities.	0.00% 0	0.00% 0	0.00% 0	11.11% 1	88.89% 8	9
3	I gained new insights from interactions with my classmates.	0.00% 0	0.00% 0	0.00% 0	0.00% 0	100.00% 9	9

Showing rows 1 - 3 of 3

Q33 - I contributed to discussions and activities:

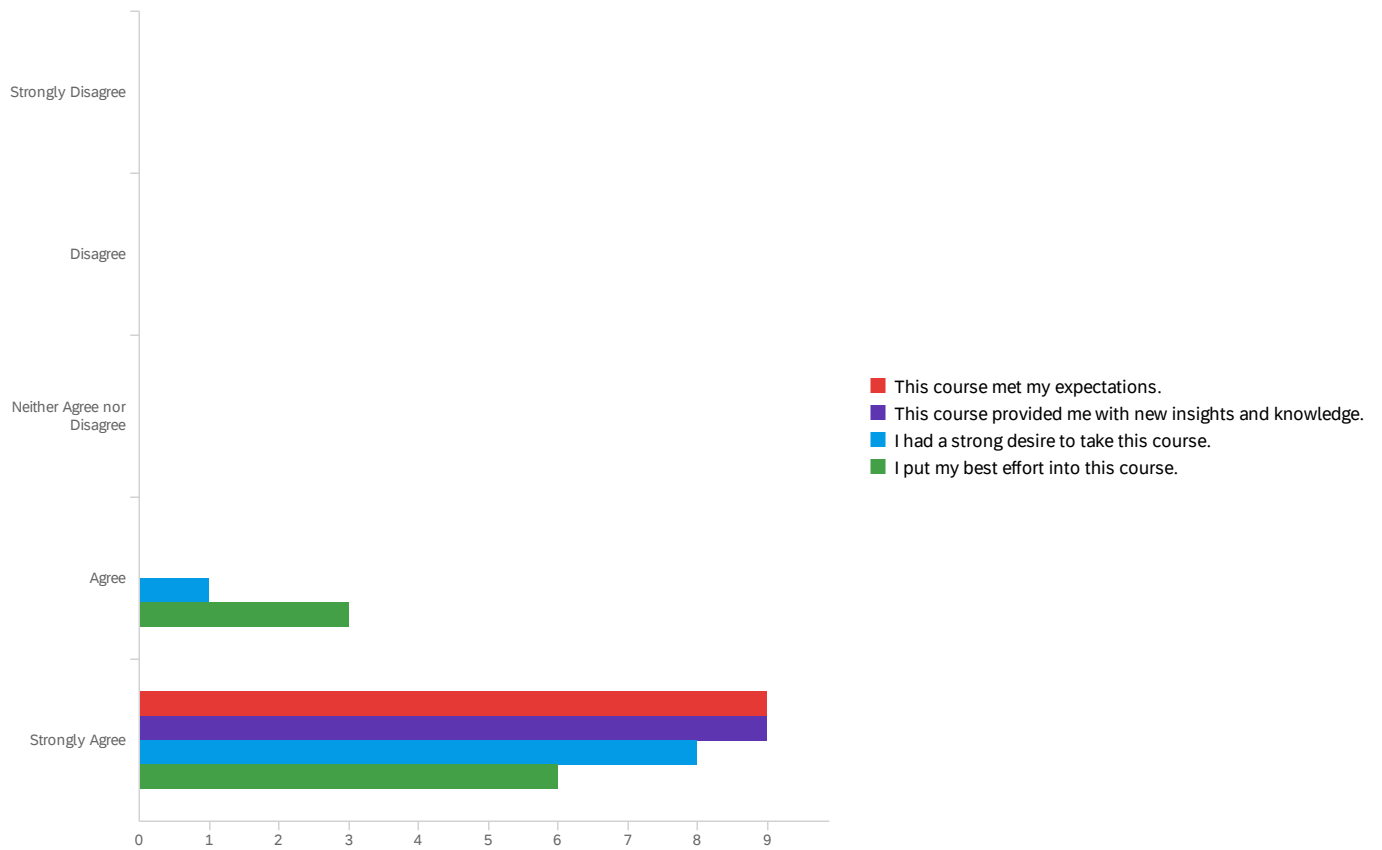


#	Field	Minimum	Maximum	Mean	Std Deviation	Variance	Count
1	I contributed to discussions and activities:	1.00	3.00	1.89	0.57	0.32	9

#	Field	Choice Count
1	More than most other students in my class	22.22% 2
2	About the same as other students in my class	66.67% 6
3	Less than other students in my class	11.11% 1
		9

Showing rows 1 - 4 of 4

Q19 - Please rate your overall satisfaction with the program.

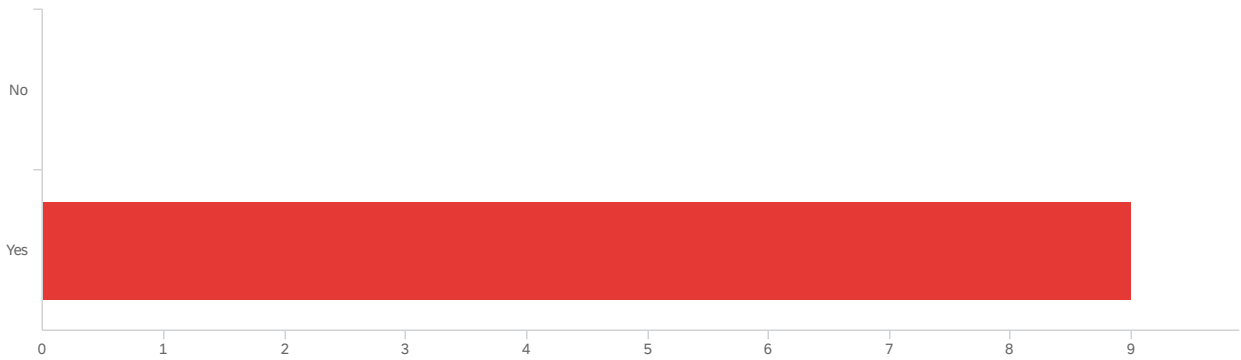


#	Field	Minimum	Maximum	Mean	Std Deviation	Variance	Count
1	This course met my expectations.	5.00	5.00	5.00	0.00	0.00	9
2	This course provided me with new insights and knowledge.	5.00	5.00	5.00	0.00	0.00	9
3	I had a strong desire to take this course.	4.00	5.00	4.89	0.31	0.10	9
4	I put my best effort into this course.	4.00	5.00	4.67	0.47	0.22	9

#	Field	Strongly Disagree	Disagree	Neither Agree nor Disagree	Agree	Strongly Agree	Total
1	This course met my expectations.	0.00% 0	0.00% 0	0.00% 0	0.00% 0	100.00% 9	9
2	This course provided me with new insights and knowledge.	0.00% 0	0.00% 0	0.00% 0	0.00% 0	100.00% 9	9
3	I had a strong desire to take this course.	0.00% 0	0.00% 0	0.00% 0	11.11% 1	88.89% 8	9
4	I put my best effort into this course.	0.00% 0	0.00% 0	0.00% 0	33.33% 3	66.67% 6	9

Showing rows 1 - 4 of 4

Q34 - As a result of this course, I feel more prepared for college.



#	Field	Minimum	Maximum	Mean	Std Deviation	Variance	Count
1	As a result of this course, I feel more prepared for college.	2.00	2.00	2.00	0.00	0.00	9

#	Field	Choice Count
1	No	0.00% 0
2	Yes	100.00% 9

9

Showing rows 1 - 3 of 3

Q55 - Please provide comments on the subject and course (strengths, areas for improvement).

Please provide comments on the subject and course (strengths, areas for imp...

Perfect.

The reading was overwhelming.

Provide possibly more explanation with more thorough historical examples

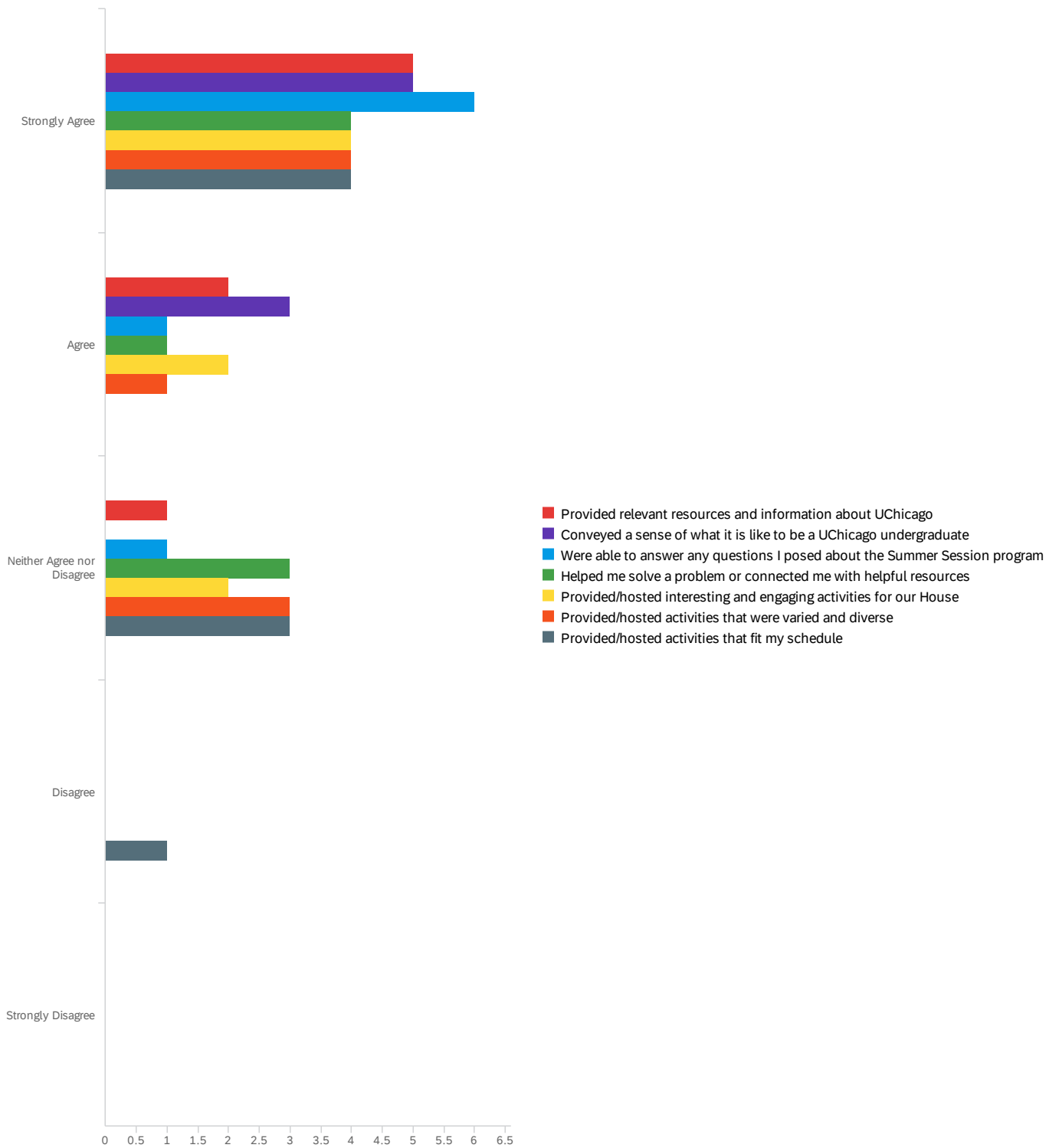
The course was too long to cram into 3 weeks.

The election game was very exciting and captured our interests.

Often the readings were a little long but they were all engaging and interesting, making me not mind the amount. I loved how this course was discussion based as it let me see so many other views and thoughts.

The course was very dense and required time to read, but it was very rewarding to be able to grasp the topic on hand. I think it covered the exact right amount of material.

Q56 - Please respond to the following about the Community Mentors:



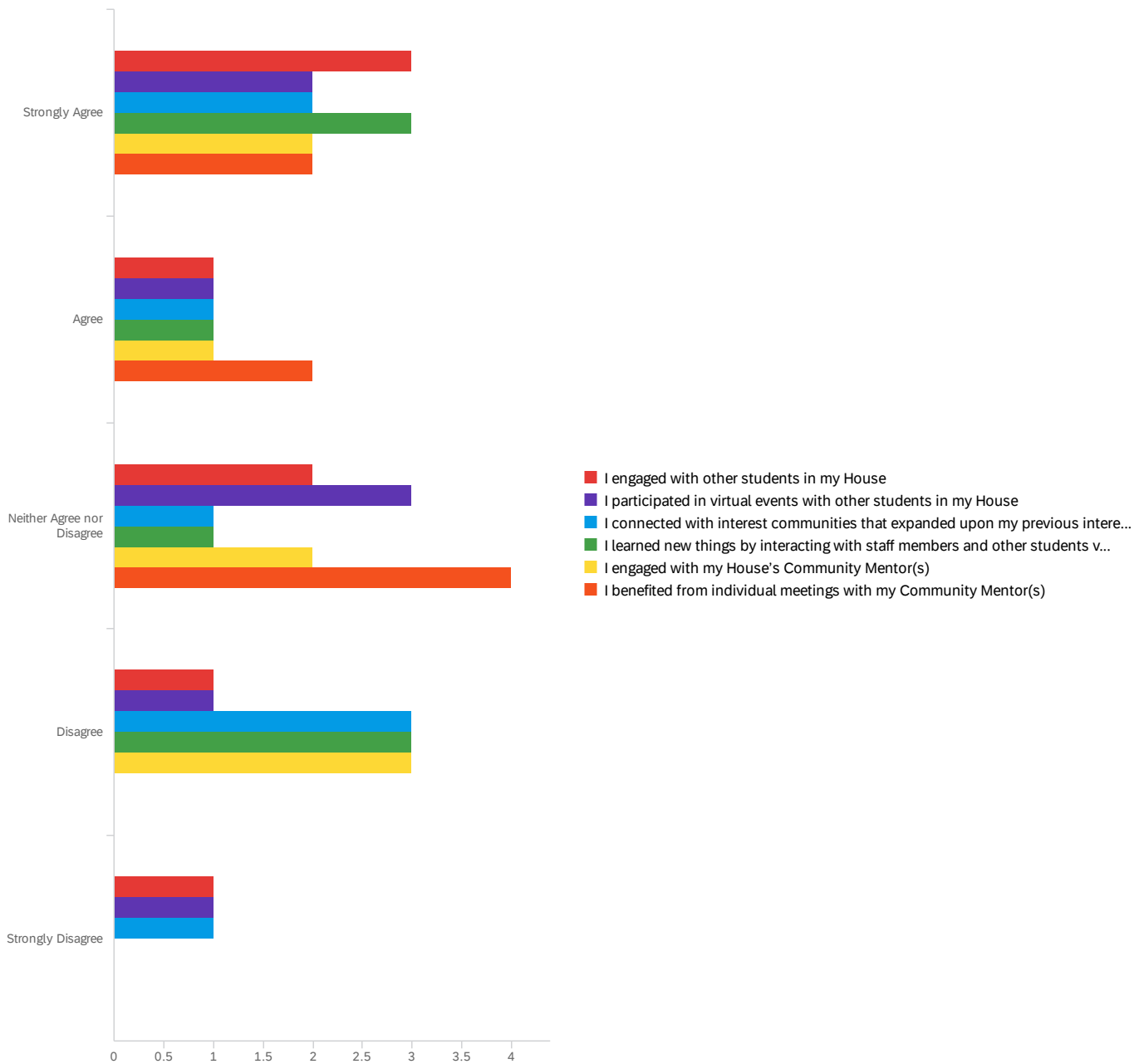
#	Field	Minimum	Maximum	Mean	Std Deviation	Variance	Count
1	Provided relevant resources and information about UChicago	1.00	3.00	1.50	0.71	0.50	8

#	Field	Minimum	Maximum	Mean	Std Deviation	Variance	Count
2	Conveyed a sense of what it is like to be a UChicago undergraduate	1.00	2.00	1.38	0.48	0.23	8
3	Were able to answer any questions I posed about the Summer Session program	1.00	3.00	1.38	0.70	0.48	8
4	Helped me solve a problem or connected me with helpful resources	1.00	3.00	1.88	0.93	0.86	8
5	Provided/hosted interesting and engaging activities for our House	1.00	3.00	1.75	0.83	0.69	8
6	Provided/hosted activities that were varied and diverse	1.00	3.00	1.88	0.93	0.86	8
7	Provided/hosted activities that fit my schedule	1.00	6.00	2.38	1.65	2.73	8

#	Field	Strongly Agree	Agree	Neither Agree nor Disagree	Disagree	Strongly Disagree	Total
1	Provided relevant resources and information about UChicago	62.50% 5	25.00% 2	12.50% 1	0.00% 0	0.00% 0	8
2	Conveyed a sense of what it is like to be a UChicago undergraduate	62.50% 5	37.50% 3	0.00% 0	0.00% 0	0.00% 0	8
3	Were able to answer any questions I posed about the Summer Session program	75.00% 6	12.50% 1	12.50% 1	0.00% 0	0.00% 0	8
4	Helped me solve a problem or connected me with helpful resources	50.00% 4	12.50% 1	37.50% 3	0.00% 0	0.00% 0	8
5	Provided/hosted interesting and engaging activities for our House	50.00% 4	25.00% 2	25.00% 2	0.00% 0	0.00% 0	8
6	Provided/hosted activities that were varied and diverse	50.00% 4	12.50% 1	37.50% 3	0.00% 0	0.00% 0	8
7	Provided/hosted activities that fit my schedule	50.00% 4	0.00% 0	37.50% 3	12.50% 1	0.00% 0	8

Showing rows 1 - 7 of 7

Q57 - Please comment on your experience with other students:



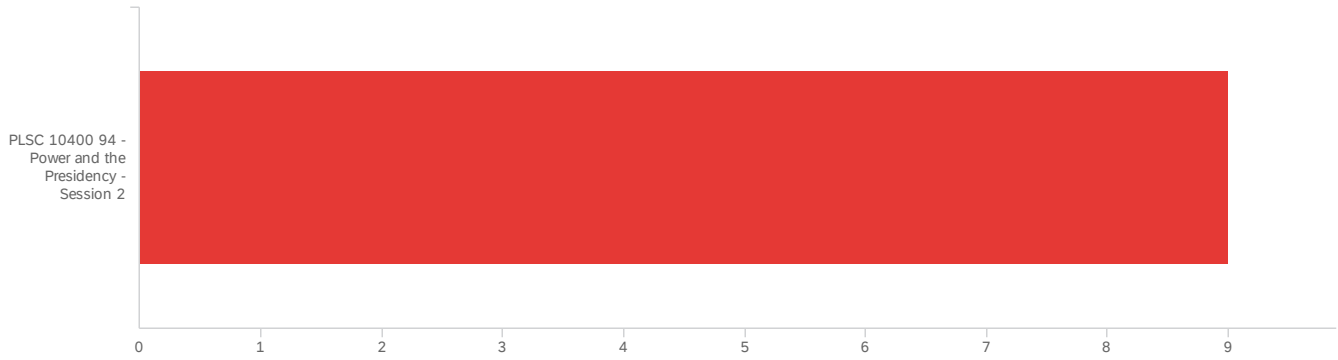
#	Field	Minimum	Maximum	Mean	Std Deviation	Variance	Count
1	I engaged with other students in my House	1.00	7.00	3.00	2.18	4.75	8
2	I participated in virtual events with other students in my House	1.00	7.00	3.25	2.05	4.19	8
3	I connected with interest communities that expanded upon my previous interests	1.00	7.00	4.00	2.35	5.50	8

#	Field	Minimum	Maximum	Mean	Std Deviation	Variance	Count
4	I learned new things by interacting with staff members and other students via virtual communities	1.00	6.00	3.25	2.22	4.94	8
5	I engaged with my House's Community Mentor(s)	1.00	6.00	3.50	2.06	4.25	8
6	I benefited from individual meetings with my Community Mentor(s)	1.00	3.00	2.25	0.83	0.69	8

#	Field	Strongly Agree	Agree	Neither Agree nor Disagree	Disagree	Strongly Disagree	Total
1	I engaged with other students in my House	37.50% 3	12.50% 1	25.00% 2	12.50% 1	12.50% 1	8
2	I participated in virtual events with other students in my House	25.00% 2	12.50% 1	37.50% 3	12.50% 1	12.50% 1	8
3	I connected with interest communities that expanded upon my previous interests	25.00% 2	12.50% 1	12.50% 1	37.50% 3	12.50% 1	8
4	I learned new things by interacting with staff members and other students via virtual communities	37.50% 3	12.50% 1	12.50% 1	37.50% 3	0.00% 0	8
5	I engaged with my House's Community Mentor(s)	25.00% 2	12.50% 1	25.00% 2	37.50% 3	0.00% 0	8
6	I benefited from individual meetings with my Community Mentor(s)	25.00% 2	25.00% 2	50.00% 4	0.00% 0	0.00% 0	8

Showing rows 1 - 6 of 6

Course




Data source misconfigured for this visualization.

#	Field	Choice Count
	PLSC 10400 94 - Power and the Presidency - Session 2	100.00% 9

Showing rows 1 - 1 of 1

End of Report